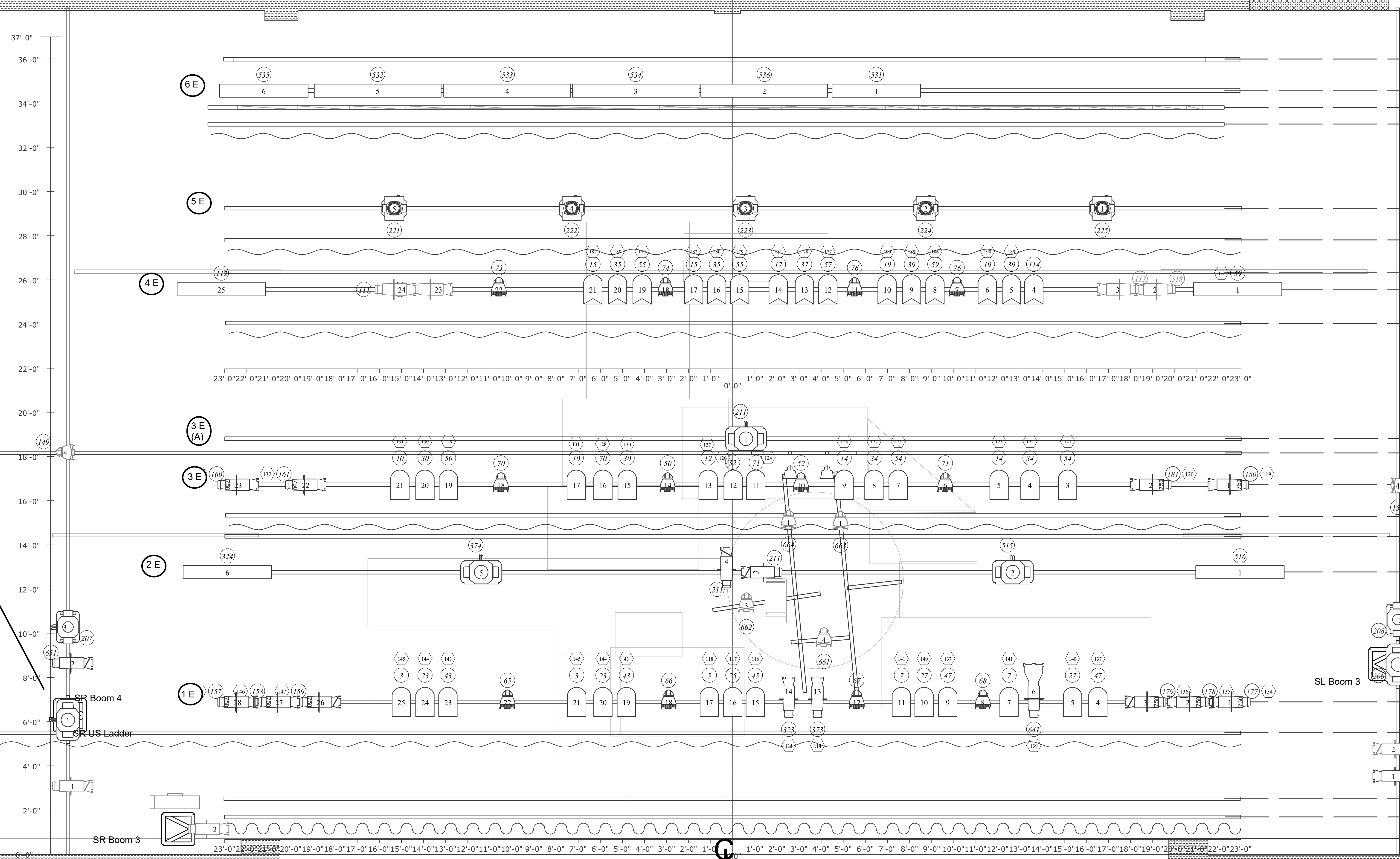
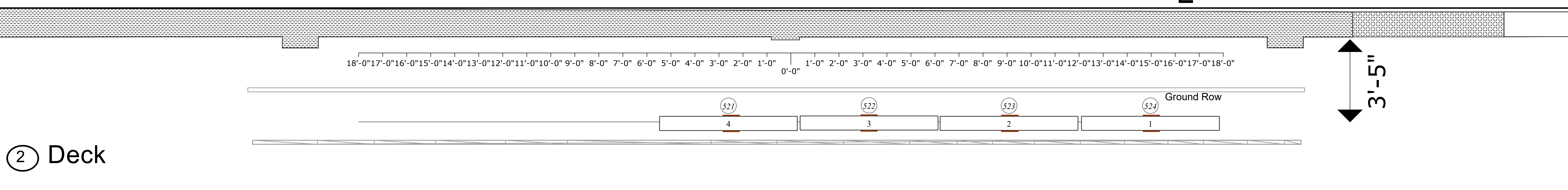


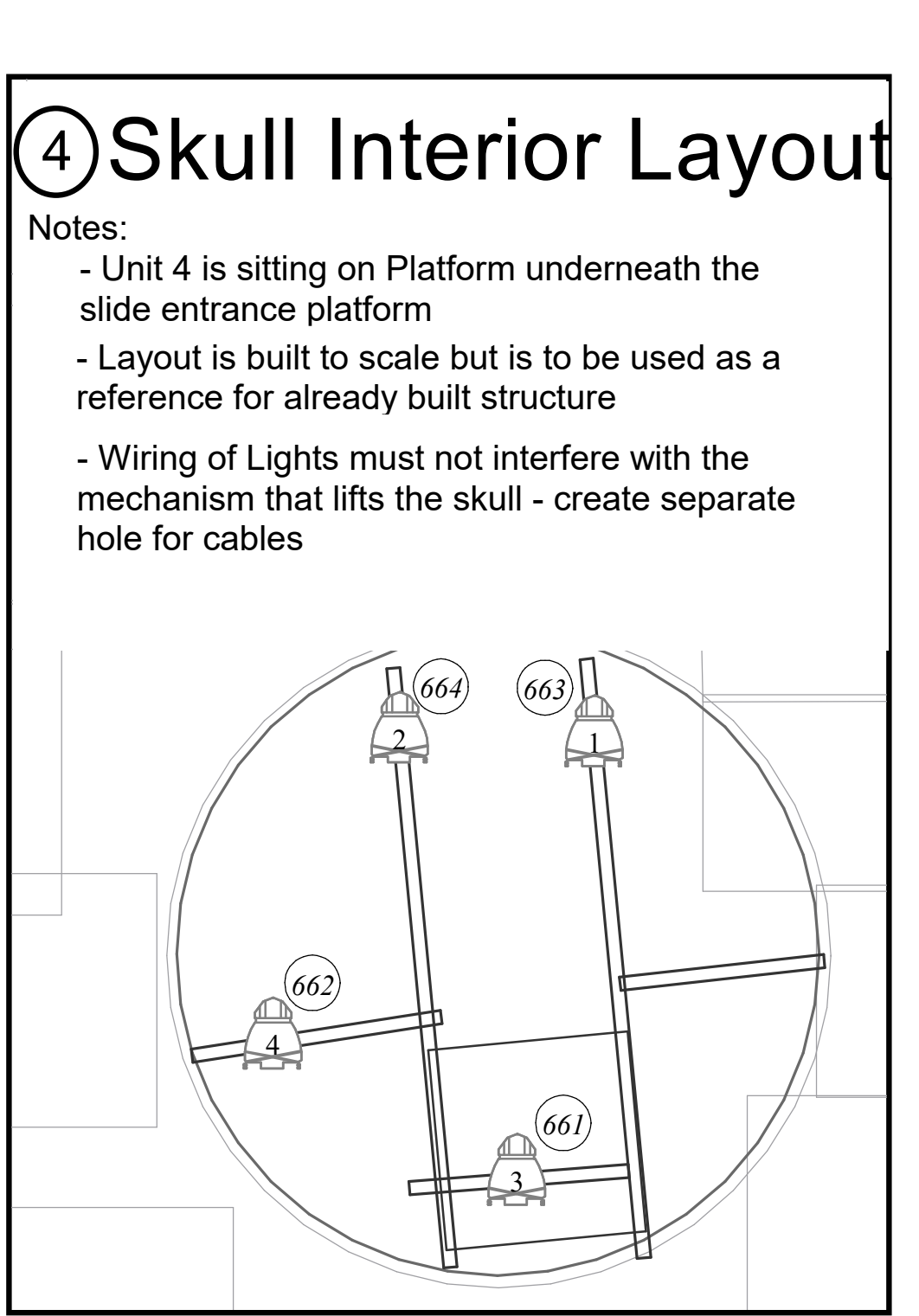
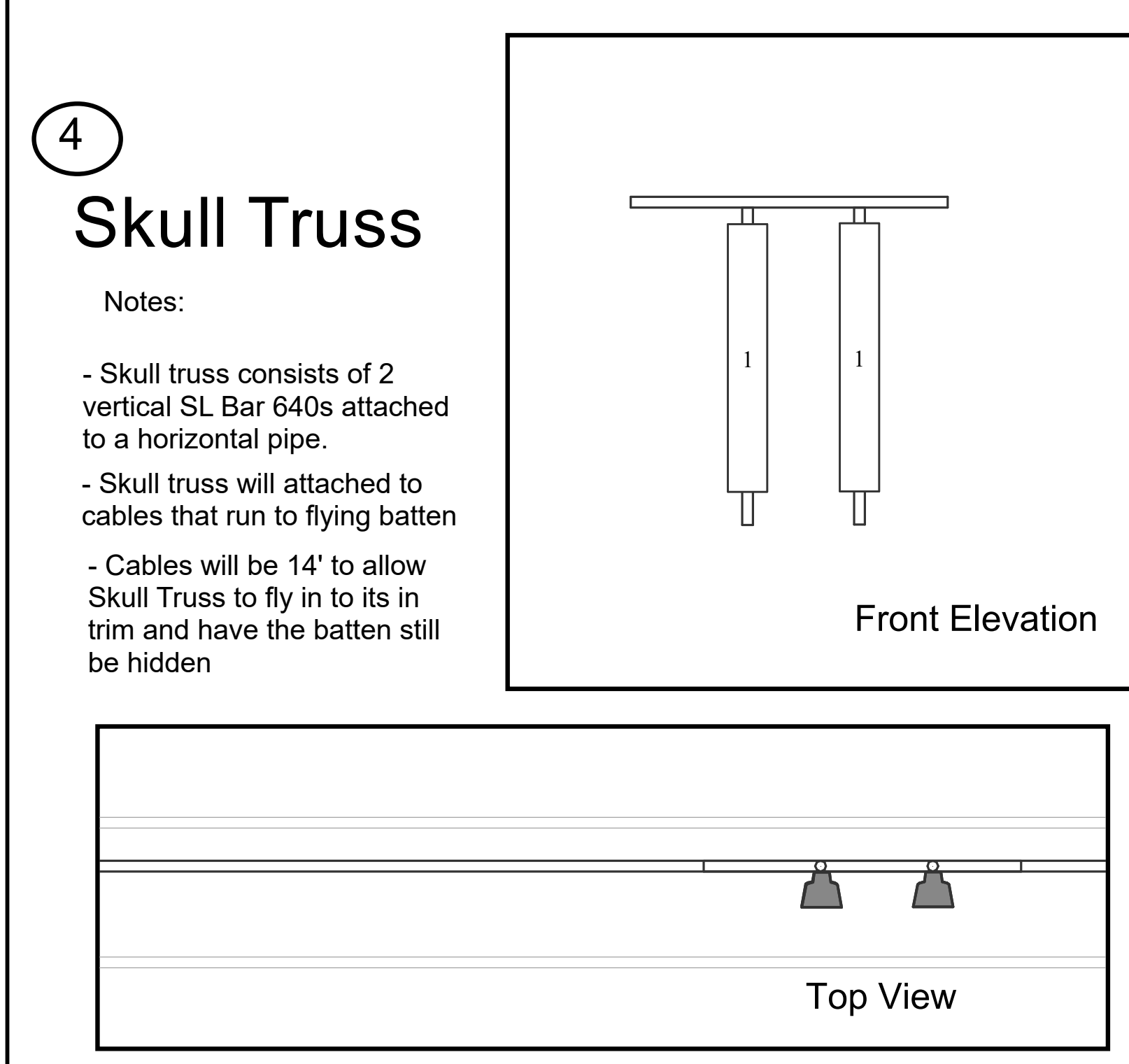
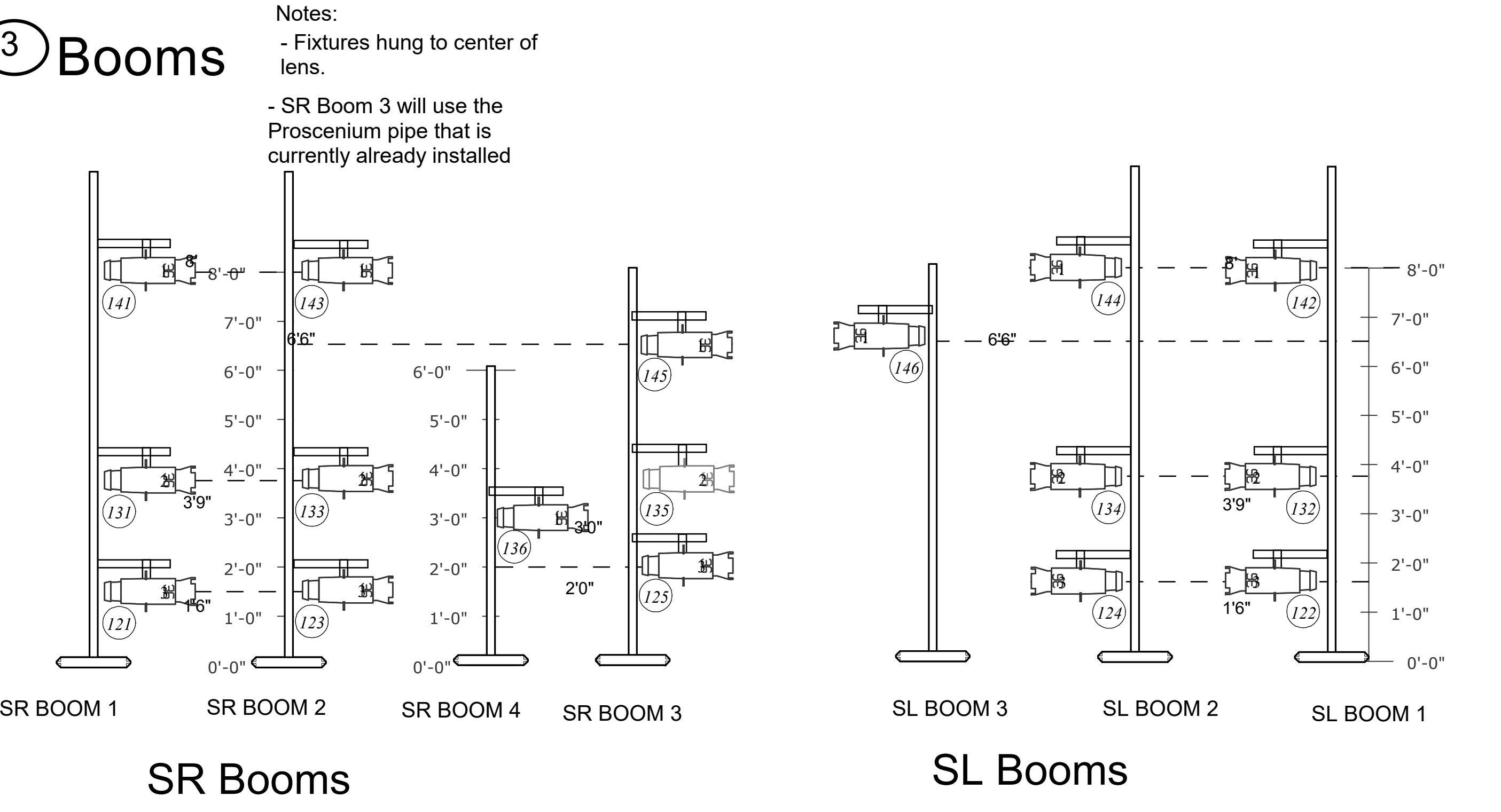
① Overstage



Line Set Schedule	
37'-0"	48 - 36'-2 1/4" -
36'-0"	47 - 35'-5 1/4" Sky Drop
	46 - 34'-8 1/4" -
	45 - 33'-11 1/4" - 6th Electric
34'-0"	44 - 33'-2 1/4" - Scenic Ground Row
	43 - 32'-5 1/4" - Border 5
32'-0"	42 - 31'-8 1/4" -
	41 - 30'-11 1/4" -
30'-0"	39 - 29'-5 1/4" -
	38 - 28'-7 1/4" - 5th Electric
	37 - 27'-11 1/4" -
28'-0"	36 - 27'-2 1/4" - Border 4
	35 - 26'-5 1/4" -
	34 - 25'-8 1/4" - Scenic Legs 2
26'-0"	33 - 24'-11 1/4" - 4th Electric
	32 - 24'-2 1/4" -
24'-0"	31 - 23'-5 1/4" - Border 3
	30 - 22'-8 1/4" -
22'-0"	29 - 21'-11 1/4" -
	28 - 21'-2 1/4" -
	27 - 20'-5 1/4" -
20'-0"	26 - 19'-8 1/4" -
	25 - 18'-11 1/4" -
	24 - 18'-2 1/4" - 3rd Electric A
18'-0"	23 - 17'-5 1/4" - Skull Truss
	22 - 16'-8 1/4" -
	21 - 15'-11 1/4" - 3rd Electric
16'-0"	20 - 15'-2 1/4" -
	19 - 14'-5 1/4" - Border 2
	18 - 13'-8 1/4" - Scenic Legs 1
14'-0"	17 - 12'-11 1/4" -
	16 - 12'-2 1/4" - 2nd Electric
12'-0"	15 - 11'-5 1/4" -
	14 - 10'-8 1/4" -
	13 - 9'-11 1/4" -
10'-0"	12 - 9'-2 1/4" -
	11 - 8'-5 1/4" -
8'-0"	10 - 7'-8 1/4" -
	9 - 6'-11 1/4" -
	8 - 6'-2 1/4" - 1st Electric
6'-0"	7 - 5'-5 1/4" -
	6 - 4'-8 1/4" - Border 1
4'-0"	5 - 3'-11 1/4" -
	4 - 3'-2 1/4" -
	3 - 2'-5 1/4" -
2'-0"	2 - 1'-8 1/4" - Flown Cape (Costume piece)
	1 - 0'-11 1/4" - Show Main
	** 0'-0" - Plaster-Line



② Deck



Legend

	Source 4 10 Degree		VL 1000
	Source 4 19 Degree		Clay Paky Sharp Wash 330
	Source 4 26 Degree		High End Solaspot 1000
	Source 4 36 Degree		High End Sola Theatre
	Source 4 50 Degree		Robe BMFL Followspot
	Source 4 Par VN5P		SL Bar 640
	Source 4 Panel		SL Bar 660
	Par 64 MFL		High End FQ100 Fogger
	Par 64 WFL		MDG Atmosphere Hazer

Key

Unit 4
 Changel

General Notes:
 - All additions are marked with a red box around the fixture
 - Balcony Rail distance to Islands not shown to Scale
 - MDG Hazer to be placed just US of Proscenium SR
 - High End FQ100 Fogger to be placed in basement, next to Skull Lift in area shown on plot. It should be out of the way and should not obscure the lift's mechanism
 - High End FQ100 Fogger to have dryer ducting running up to the Stage deck to provide fog

1 OF 2
Overstage & Deck

DATE: 10/2/19
 SCALE: 1/2" = 1'
 REVISION: 4



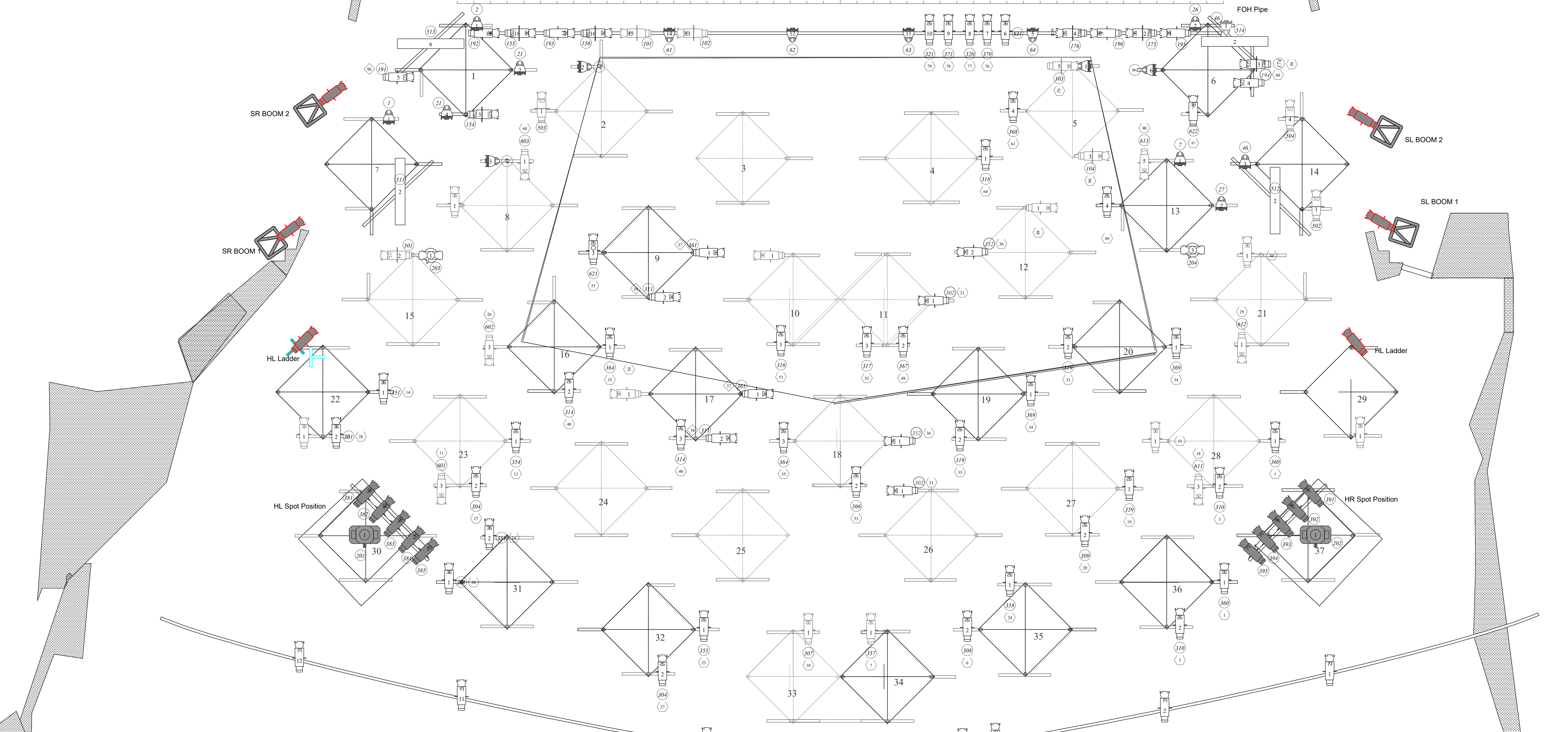
Pippin
 at the
University of Florida

Directed by:
Andrew Cao

Lighting Design by: **Lillie Kahkonen**
 Scenic Design by: **Peta McKenna**

Lighting Team:
 Master Electrician: **Todd Bedell**
 Assistant Lighting Designer 1: **Jordan Lindquist**
 Assistant Lighting Designer 2: **Alissa Shea**
 Assistant Lighting Designer 3: **Joe Crumlish**
 Assistant Lighting Designer 4: **Ryan Bailey**
 Lighting Mentor: **Stan Kaye**

23'-0" 22'-0" 21'-0" 20'-0" 19'-0" 18'-0" 17'-0" 16'-0" 15'-0" 14'-0" 13'-0" 12'-0" 11'-0" 10'-0" 9'-0" 8'-0" 7'-0" 6'-0" 5'-0" 4'-0" 3'-0" 2'-0" 1'-0" 0'-0" 1'-0" 2'-0" 3'-0" 4'-0" 5'-0" 6'-0" 7'-0" 8'-0" 9'-0" 10'-0" 11'-0" 12'-0" 13'-0" 14'-0" 15'-0" 16'-0" 17'-0" 18'-0" 19'-0" 20'-0" 21'-0" 22'-0" 23'-0"



1 Islands & Balcony Rail

2 Islands & Front of House



Pippin

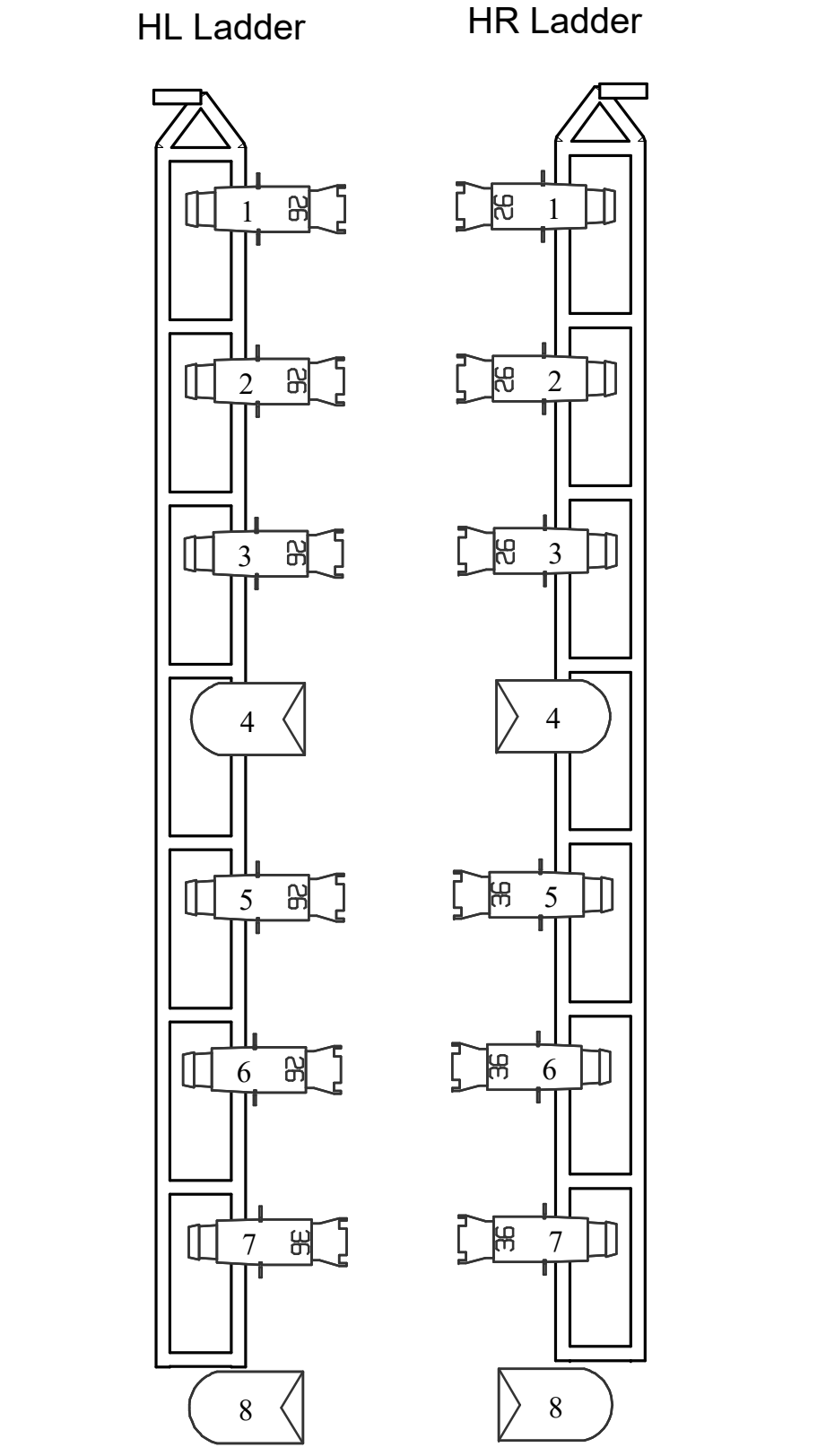
at the University of Florida

Directed by: Andrew Cao

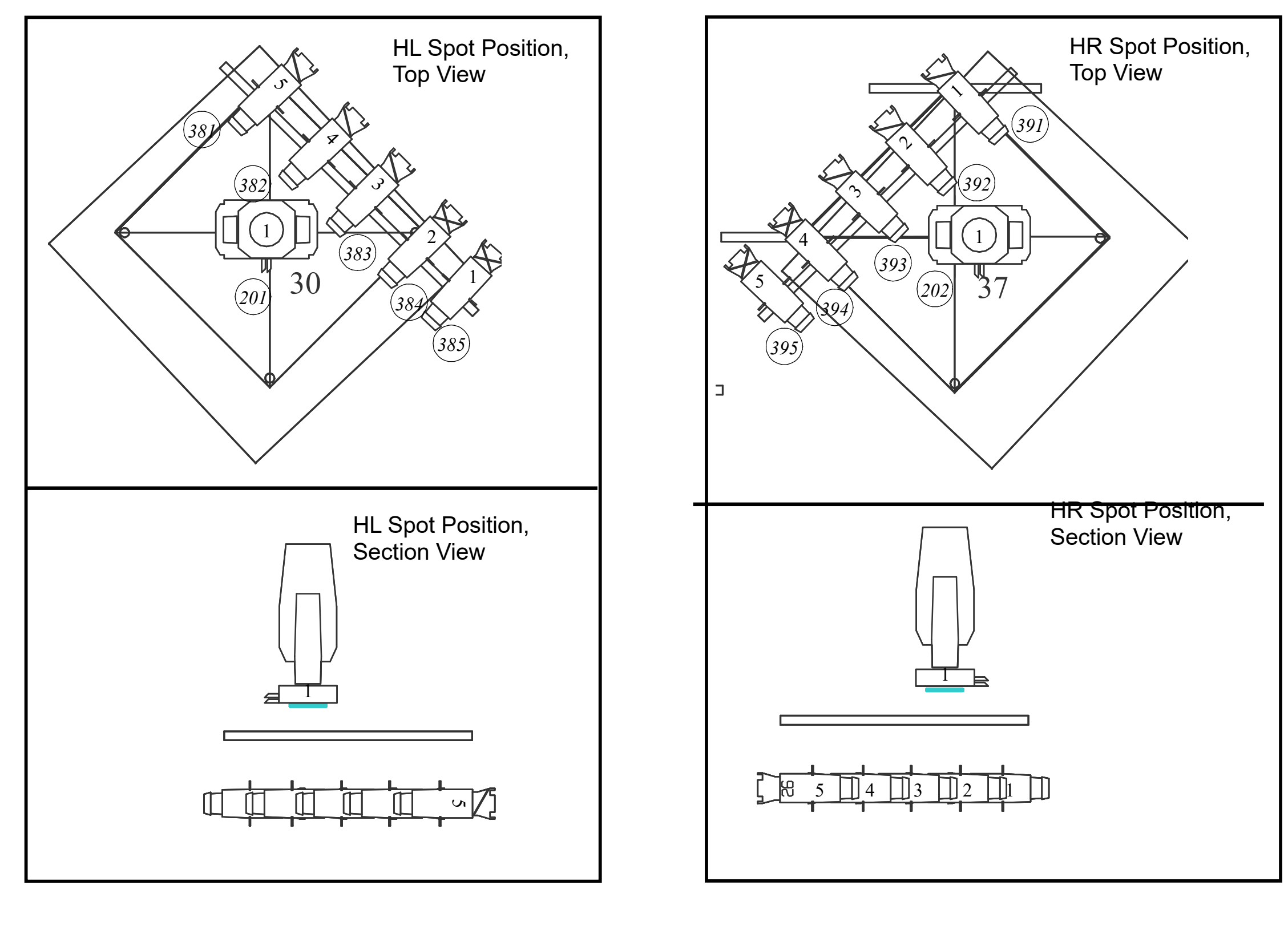
Lighting Design by: Lillie Kahkonen

Scenic Design by: Peta McKenna

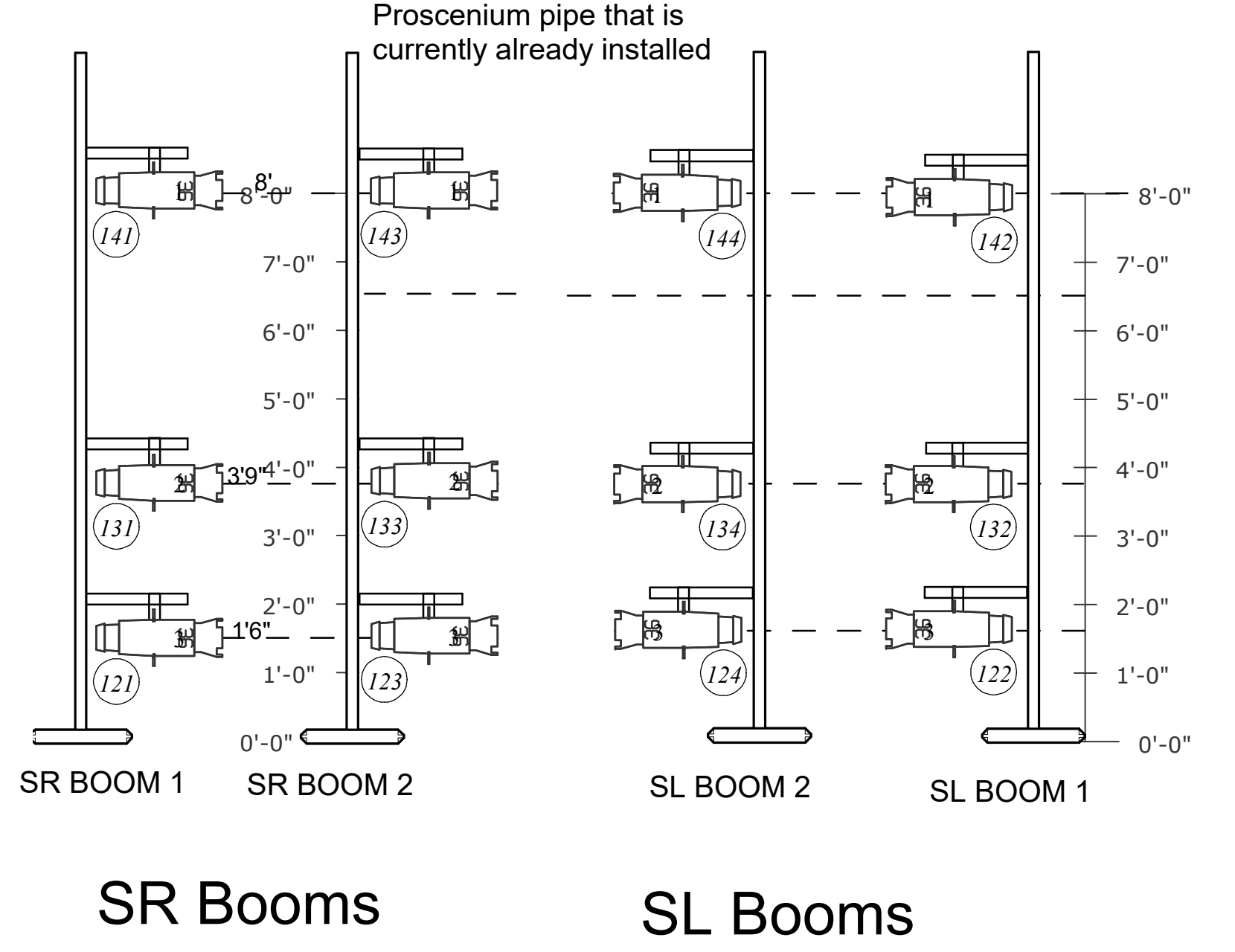
2 FOH Ladders



3 Spot Positions



3 Booms



Notes:
- Fixtures hung to center of lens.
- SR Boom 3 will use the Proscenium pipe that is currently already installed

Legend

	Source 4 10 Degree		VL 1000
	Source 4 19 Degree		Clay Paky Sharp Wash 330
	Source 4 26 Degree		High End Solaspot 1000
	Source 4 36 Degree		High End Sola Theatre
	Source 4 50 Degree		Robe BMFL Followspot
	Source 4 Par VNVP		SL Bar 640
	Source 4 Panel		SL Bar 660
	Par 64 MFL		High End FQ100 Fogger
	Par 64 WFL		MDG Atmosphere Hazer

DATE: 10/2/19
SCALE: 1/2" = 1'
REVISION: 4

General Notes:
- All additions are marked with a red box around the fixture
- Balcony Rail distance to Islands not shown to Scale
- MDG Hazer to be placed just US of Proscenium SR
- High End FQ100 Fogger to be placed in basement, next to Skull Lift in area shown on plot. It should be out of the way and should not obscure the lift's mechanism.
- High End FQ100 Fogger to have dryer ducting running up to the Stage deck to provide fog

Lillie Kahkonen
Email:
Cell phone:

Lighting Team:
Master Electrician: Todd Bedell
Assistant Lighting Designer 1: Jordan Lindquist
Assistant Lighting Designer 2: Alissa Shea
Assistant Lighting Designer 3: Joe Crumlish
Assistant Lighting Designer 4: Ryan Bailey
Lighting Mentor Stan Kaye